




# Safety Inspection Report

## Annual Inspection



Playsafety Ltd is licensed by RoSPA to trade as RoSPA Play Safety

# Inspection Report

This report shows Findings and Tasks recorded during the Inspection(s) matching the selection criteria set in the Report Wizard. If no Findings or Tasks are shown, none were recorded.

Each Inspection includes a declaration signed by the Inspector stating that no defects were found other than those recorded.

## Inspections included in this report

<b>Site Name</b>	North Rigton Play Area	No Image
<b>Provider</b>	Harrogate Borough Council	
<b>Actual Date</b>	28/09/2021 13:39:21	
<b>Inspection Type</b>	Playground-Annual	
<b>Inspector</b>	David Owen	

## Finding Summary

### North Rigton Play Area Findings

Asset	Finding Title	Creation Date	Resolve By Date	Risk Level
Seating - Benches x 3	Timber - Decay	03/10/2018 11:16:00		Medium
Rocker - Whale	Item - Requires cleaning	28/09/2021 13:44:43		Low
Fencing - Post & Rail - Wooden	Timber - Decay	28/09/2021 13:50:41		Low
Rocker - Bird	ring	28/09/2021 13:44:07		Very Low

# Inspection - North Rigton Play Area - 28/09/2021 13:39:21

<b>Site Name</b>	North Rigton Play Area	No Image
<b>Provider</b>	Harrogate Borough Council	
<b>Actual Date</b>	28/09/2021 13:39:21	
<b>Inspection Type</b>	Playground-Annual	
<b>Inspector</b>	David Owen	

<b>Site Name</b>	North Rigton Play Area
------------------	------------------------

## North Rigton Play Area Inspected Asset List (see Inspection Notes for exceptions)

<b>Asset Name</b>	Agility - Tyre Walk
<b>EN Compliant</b>	
<b>Manufacturer</b>	
<b>Risk Score</b>	Three
<b>Risk Level</b>	Very Low



<b>Asset Name</b>	Agility - Tyre Walk - Surface
<b>EN Compliant</b>	
<b>Manufacturer</b>	
<b>Risk Score</b>	Three
<b>Risk Level</b>	Very Low

<b>Asset Name</b>	Climber
<b>EN Compliant</b>	
<b>Manufacturer</b>	Playdale Playgrounds Ltd
<b>Risk Score</b>	Six
<b>Risk Level</b>	Low



<b>Asset Name</b>	Climber - Surface
<b>EN Compliant</b>	
<b>Manufacturer</b>	
<b>Risk Score</b>	Three
<b>Risk Level</b>	Very Low

<b>Asset Name</b>	Fencing - Bow-Top & Timber
<b>EN Compliant</b>	
<b>Manufacturer</b>	
<b>Risk Score</b>	Three
<b>Risk Level</b>	Very Low



<b>Asset Name</b>	Fencing - Post & Rail - Wooden
<b>EN Compliant</b>	
<b>Manufacturer</b>	Owner/Operator
<b>Risk Score</b>	Three
<b>Risk Level</b>	Very Low




<b>Asset Name</b>	Gate - Self Closing
<b>EN Compliant</b>	
<b>Manufacturer</b>	Owner/Operator
<b>Risk Score</b>	Four
<b>Risk Level</b>	Low




<b>Asset Name</b>	Gate - Timber
<b>EN Compliant</b>	
<b>Manufacturer</b>	
<b>Risk Score</b>	Four
<b>Risk Level</b>	Low



<b>Asset Name</b>	General Surface - Grass
<b>EN Compliant</b>	Not Known
<b>Manufacturer</b>	
<b>Risk Score</b>	Three
<b>Risk Level</b>	Very Low



<b>Asset Name</b>	General Surface - Wet Pour
<b>EN Compliant</b>	Not Known
<b>Manufacturer</b>	
<b>Risk Score</b>	Three
<b>Risk Level</b>	Very Low



<b>Asset Name</b>	Litter Bin
<b>EN Compliant</b>	
<b>Manufacturer</b>	Owner/Operator
<b>Risk Score</b>	Two
<b>Risk Level</b>	Very Low



<b>Asset Name</b>	Pathways - With Ground Graphics
<b>EN Compliant</b>	
<b>Manufacturer</b>	
<b>Risk Score</b>	
<b>Risk Level</b>	



<b>Asset Name</b>	Play House
<b>EN Compliant</b>	Yes
<b>Manufacturer</b>	Owner/Operator
<b>Risk Score</b>	Three
<b>Risk Level</b>	Very Low



<b>Asset Name</b>	Play House - Surface
<b>EN Compliant</b>	Yes
<b>Manufacturer</b>	
<b>Risk Score</b>	Three
<b>Risk Level</b>	Very Low

<b>Asset Name</b>	Play Seats - Toadstools
<b>EN Compliant</b>	Yes
<b>Manufacturer</b>	Not Identified
<b>Risk Score</b>	Three
<b>Risk Level</b>	Very Low



<b>Asset Name</b>	Play Seats - Toadstools - Surface
<b>EN Compliant</b>	Yes
<b>Manufacturer</b>	
<b>Risk Score</b>	Two
<b>Risk Level</b>	Very Low

<b>Asset Name</b>	Rocker - Bird
<b>EN Compliant</b>	No
<b>Manufacturer</b>	Ledon A/S
<b>Risk Score</b>	Four
<b>Risk Level</b>	Low



<b>Asset Name</b>	Rocker - Bird - Surface
<b>EN Compliant</b>	Yes
<b>Manufacturer</b>	
<b>Risk Score</b>	Three
<b>Risk Level</b>	Very Low

<b>Asset Name</b>	Rocker - Whale
<b>EN Compliant</b>	Yes
<b>Manufacturer</b>	Ledon A/S
<b>Risk Score</b>	Three
<b>Risk Level</b>	Very Low



<b>Asset Name</b>	Rocker - Whale - Surface
<b>EN Compliant</b>	Yes
<b>Manufacturer</b>	
<b>Risk Score</b>	Three
<b>Risk Level</b>	Very Low

<b>Asset Name</b>	Seating - Benches x 3
<b>EN Compliant</b>	
<b>Manufacturer</b>	Owner/Operator
<b>Risk Score</b>	Three
<b>Risk Level</b>	Very Low



<b>Asset Name</b>	Sign
<b>EN Compliant</b>	
<b>Manufacturer</b>	Owner/Operator
<b>Risk Score</b>	Two
<b>Risk Level</b>	Very Low



<b>Asset Name</b>	Swing - Pod
<b>EN Compliant</b>	
<b>Manufacturer</b>	Playdale Playgrounds Ltd
<b>Risk Score</b>	Eight
<b>Risk Level</b>	Medium






<b>Asset Name</b>	Swing - Pod - Surface
<b>EN Compliant</b>	
<b>Manufacturer</b>	
<b>Risk Score</b>	Three
<b>Risk Level</b>	Very Low

# Findings and Tasks reported within the Inspection

## Fencing - Post & Rail - Wooden - Finding

<b>Asset</b>	Fencing - Post & Rail - Wooden	
<b>Finding Notes</b>	Rails and posts decaying. Replace affected parts.	
<b>Finding Title</b>	Timber - Decay	
<b>Location</b>		
<b>Risk Level</b>	Low	
<b>Risk Score</b>	Seven	
<b>Standard Description</b>	Timber decay	

Asset Photo


### Finding Photos



## Timber - Decay - Task

<b>Task Title</b>	Replace item
<b>Task Notes</b>	

## Rocker - Bird - Finding

<b>Asset</b>	Rocker - Bird	
<b>Finding Notes</b>		
<b>Finding Title</b>	ring	
<b>Location</b>		
<b>Risk Level</b>	Very Low	
<b>Risk Score</b>	Three	
<b>Standard Description</b>	Protruding handles/footrests	

Asset Photo


### Finding Photos



## ring - Task

<b>Task Title</b>	No Action Required
<b>Task Notes</b>	

## Rocker - Whale - Finding

<b>Asset</b>	Rocker - Whale	
<b>Finding Notes</b>		
<b>Finding Title</b>	Item - Requires cleaning	
<b>Location</b>		
<b>Risk Level</b>	Low	
<b>Risk Score</b>	Four	
<b>Standard Description</b>	The equipment is dirty or algae covered	
		<b>Asset Photo</b>

### Finding Photos



## Item - Requires cleaning - Task

<b>Task Title</b>	Clean Item
<b>Task Notes</b>	

# Previously Reported Findings and Tasks (unresolved at time of Inspection)

## Seating - Benches x 3 - Finding

<b>Asset</b>	Seating - Benches x 3
<b>Finding Notes</b>	Seat leg decayed, slat loose - replace leg.
<b>Finding Title</b>	Timber - Decay
<b>Location</b>	
<b>Risk Level</b>	Medium
<b>Risk Score</b>	Eight
<b>Standard Description</b>	Timber decay



Asset Photo

### Finding Photos



## Timber - Decay - Task

<b>Task Title</b>	Replace item
<b>Task Notes</b>	

The risk scores are calculated by plotting the likelihood of harm against the severity of the injury sustained. The likelihood is given a score of 1 to 5, and the severity is given a score of 1 to 5. In doing this a matrix is produced which gives a numerical assessment of the risk on a score of 1 to 25, and a judgement is made as to which risks are low, which are medium and which are high. Risk scores may be adjusted in the light of experience and therefore may not be exactly as per the table. For example, a score of 7 may be noted.

Risks are calculated in this way:

1. An assessment of the likelihood of harm taking place is made using the numbers 1 to 5, by following these descriptions:
  - 1 = Rare
  - 2 = Unlikely
  - 3 = Moderate
  - 4 = Likely
  - 5 = Certain
2. An assessment of the severity of the injury sustained is made using the numbers 1 to 5, by following these descriptions:
  - 1 = Insignificant
  - 2 = Minor
  - 3 = Moderate
  - 4 = Major
  - 5 = Catastrophic
3. The two numbers are multiplied to give a risk score on a scale of 1 to 25.
4. Scores of 1 to 7 inclusive are considered to be low risk and are considered to be tolerable where this is the innate risk of the item,
5. Scores of 8 to 12 are considered to be medium risk and some control measures may be identified to reduce the risks to low, tolerable levels,

Scores of 13 and above are considered to be high risk and urgent action is considered to be necessary to reduce the risks to tolerable levels.

It is important to note that where an outcome is catastrophic, but for which the likelihood is rare this will present a score of  $1 \times 5 = 5 =$  low risk. Similarly, a certain event for which the consequence is insignificant will present a score of  $5 \times 1 = 5 =$  low risk. It is important to consider likelihood and consequence, and not just one of the factors in isolation.

The multiplication of the factors into a risk matrix is given here in Table 1, with a judgement made as to risk scoring indicated by colour.

Green = LOW risk, Amber = MEDIUM risk, Red = HIGH risk.

Table 1 – Risk Score Matrix

		Severity				
		1 Insignifi- cant	2 Minor	3 Moderate	4 Major	5 Catastro- phic
L i k e l i h o o d	1 = Rare	1 LOW	2 LOW	3 LOW	4 LOW	5 LOW
	2 = Unlikely	2 LOW	4 LOW	6 LOW	8 MEDIUM	10 MEDIUM
	3 = Moderate	3 LOW	6 LOW	9 MEDIUM	12 MEDIUM	15 HIGH
	4 = Likely	4 LOW	8 MEDIUM	12 MEDIUM	16 HIGH	20 HIGH
	5 = Certain	5 LOW	10 MEDIUM	15 HIGH	20 HIGH	25 HIGH

## **Inspection Methodology**

The inspections are undertaken using the RPII's inspection methodology.

## **Compliance with Standards**

Inspections are undertaken with reference to the appropriate standards, which are listed next to each item. Compliance with these standards is not mandatory in law, but it is useful to know whether items comply or not. If we think a change is needed, then this is noted in our report. Non-compliance does not necessarily mean that a change is needed. Where a standard is undated the current version is applied, unless overlap periods are allowed by the standards committee at the time of update. The information provided herein is to assist the owner/operator to fulfil its responsibilities as detailed in the relevant standards. Other standards referenced within the listed standards do not form part of this inspection.

The listed standards are relevant to all installations of equipment which are publicly accessible, including public parks, pay to play parks, schools, nurseries, public houses, holiday parks, indoor play centres, farm parks and the like. All equipment used in publicly accessible areas should meet with the requirements of the relevant listed standard.

Additionally, EN 1176-7 provides guidance on installation, inspection, maintenance and operation to owners/operators of equipment and ancillary items.

Domestic equipment falls outside the scope of standards for publicly accessible spaces. Domestic play equipment has its own standard (BS EN 71 – Safety of Toys). Where domestic equipment can be identified this will be acknowledged in the report, but compliance may be assessed to the applicable standard relating to publicly accessible equipment.

Compliance with standards is not always a clear-cut thing. Some interpretation can be needed, and our interpretation may differ from the interpretation of others. In some cases, we may decide not to note non-compliance in cases where we think it may mislead or be unhelpful so to do.

The inspection is non-dismantling, non-destructive and does not include for any structural, toxicology or impact assessments defined in the standard; however, the inspector will undertake a manual test for stability and if equipment fails under manual load, or any other hazard is identified as an unacceptable risk, the owner/operator will be notified as soon as practicably possible.

The inspector will access all standing surfaces as necessary on the equipment and assess all parts up to 2.5m above the standing surface. Where it is not possible to access parts of the equipment without employing an alternative means of access the report will record the action required by the owner/operator to ensure the continued safe use of the equipment. Ancillary equipment will be assessed using the inspector's knowledge and experience of the standards named in this document to ensure as far as is reasonably practicable the continued safe use of the items concerned. The owner/operator is responsible for the overall safety of the equipment and area. Inspectors who are trained to use ladders may use them where it is safe to do so, but if members of the public are present on-site ladders may not be used to access the equipment.

### **What We Don't Inspect**

The inspector will not undertake any of the following works unless specifically agreed in writing at the time of order:

Checking the depth and underlying structural integrity of any surface areas and/or carrying out any testing of impact absorbing properties of any surfaces. The identification of any corrosion, rot or other deterioration in any apparatus or equipment other than by an external inspection or the inspection of any equipment (or part thereof) that is underground. Tightening any bolts, hinges or other fixing devices on any apparatus or equipment. Assessing or inspecting any electrical installations contained on any site and/or apparatus and/or equipment. Assessing or inspecting any water supplies and/or water features and/or any associated computerised systems (including carrying out any programming).

The owner/operator should have a 'design risk assessment' provided by the manufacturer/designer of the area for the equipment and location in which the facility is installed.

We have inspected without dismantling or destruction and so some aspects of the relevant standards may not be testable on site.

The operator is responsible for managing risks of their provision and is required by law to carry out a 'suitable and sufficient assessment' of the risks associated with a site or activity and this inspection shall be considered as contributing to the operator's discharge of this responsibility.

### **Exposure to Risk**

Exposure to acceptable levels of risk and challenge is essential to children's development and allows them to exercise their right to play. Therefore, it can be judged that levels of risk above low risk can be acceptable. The risk scores shown allow the operator to make a judgement after first considering the benefit of the activity to which the risk score relates.

### **Ownership**

There may be cases where we report issues that are not the site owner's responsibility. It is not necessarily possible for us to determine who owns what, and in any case we need to bring all risks to your attention if they can affect the safety of the site's users.



### **Contemporaneous Findings**

Our report shows the findings at the time of inspection. Subsequent events may affect the condition of the site. Suggested remedial actions are based upon our knowledge and experience. The owner/operator should seek the advice of the manufacturer or a competent person when undertaking repairs and/or modifications to equipment.

### **Timber**

Where timbers are set into the ground it is not always possible to determine levels of decay. The owner/operator should ensure it conducts appropriate inspections to identify decay before it becomes a problem.

We can undertake more in-depth testing of your playground timbers using a resistograph. Timber is known to decay from the inside out. This makes it very important that you ensure proper testing and inspection is undertaken of your playground timbers, especially where defects may be hidden inside the structures. Testing using a resistograph can help to identify defects before they become outwardly apparent, but can also confirm the condition of good timbers to prevent premature replacement with its associated costs.

The testing is undertaken using a specialist machine, which uses electronically controlled drill resistance measurement. The drill is fine enough that it does not cause permanent damage to reduce the lifespan of the equipment.

Please contact us for pricing and further information.

### **Planting and Trees**

Where planting or trees are mentioned in our report please be advised that we do not undertake any arboricultural, horticultural or toxicological assessment of suitability or condition. You must ensure you undertake suitable inspections from an appropriate expert..

## How This Inspection Contributes to Your Annual Main Inspection

The owner/operator is responsible for following the guidance of the relevant standards. The standards give guidance on the installation, inspection, maintenance and operation of the various types of facility. The inspection guidance is listed in Table 1, with an indication of which parts will be included in your RoSPA inspection [the items in the first column are the items which comprise an "Annual Main Inspection", the second column shows which elements form part of a RoSPA inspection, items with a cross are not included, some items may have limitations as shown in the notes to the Table 1). The standards also contain additional parts which the owner/operator should follow.

**Table 1**

<b>Inspection Recommendations of relevant standards These form the Annual Main Inspection</b>	<b>Included in RoSPA Inspection?</b>
6.1 and 6.2 c) Inspect and maintain in accordance with the manufacturer's instructions (see note 1)	✗ [1]
6.2 a) Identify obvious hazards	✓
6.2 b) Check for operation, stability and wear (see note 2)	✓ [2]
6.2 b) Check sealed for life parts	✗
6.2 b) Check for cleanliness, equipment ground clearances, ground surface finishes, exposed foundations, sharp edges, missing parts, excessive wear (of moving parts) and structural integrity (see note 2)	✓ [2]
6.2 c) Overall levels of safety of equipment	✓
6.2 c) Overall levels of safety of foundations (see note 2)	✓ [2]
6.2 c) Overall levels of safety of surface (see note 3)	✓ [3]
6.2 c) Compliance with the relevant parts of the standard (see note 4)	✓ [4]
6.2 c) Undertaking the responsibility of the operator's periodic, systematic assessment of the effectiveness of all their safety measures (BS EN 1176-7, 8.2.1)	✗
6.2 c) Effects of weather	✓
6.2 c) Presence of rot or corrosion (see note 2)	✓ [2]
6.2 c) Assessment of repairs made/added or replaced components (see note 5)	✓ [5]
6.2 c) Excavation/dismantling/additional measures	✗
6.3.1 Assessment of glass reinforced plastics (see note 6)	✓ [6]
6.3.2 Maintenance of one post equipment (see note 2)	✓ [2]
<p>N.B. The clause numbers above are taken from BS EN 1176-7. The content is equally applicable to all other relevant standards.</p> <p>Notes</p> <p>[1] Playgrounds contain a range of equipment from different manufacturers and installed over a number of years; operators should implement any guidance provided by the manufacturer. Item specific detail is not readily available to RPII Playground Inspectors, whose report contributes to the operator's overall Annual Main Inspection as detailed in the relevant standards</p> <p>[2] A manual test only is undertaken for stability. Wear and instability are only detectable where readily apparent without dismantling or destruction and without the use of tools, excavation or specialist equipment. Rot and corrosion are tested for with a hammer and/or steel rod. Decay in timber may exist which can only be found with specialist equipment</p> <p>[3] Only the visible condition and dimensional compliance of surface extent is considered. Neither testing of impact attenuating properties nor measurement of the thickness of bound surfaces are undertaken on annual inspections</p> <p>[4] The inspection assesses compliance where this can be tested on site using manual methods without dismantling, destruction and without the use of tools or specialist equipment</p> <p>[5] The operator should use manufacturer's recommended parts, or equivalent. We are unable to verify if such parts have been used, and any subsequent change in quality or performance</p> <p>[6] Visible glass fibres will be noted in reports. The operator is responsible for repairs or replacement.</p>	